



Thank you so much for using Budget Rent a Car.
If you have any questions during your rental, please read this guide book.

Contents

① Business Hours ② Fueling ③ Rental Compensation	P16-17
④ Cases where compensation does not apply	
⑤ Driving Rules in Japan	P18-19
⑥ About Car Accidents	P20-21
⑦ Parking Rules	P22-23
Budget Rent a Car Q&A	P24-26
Map Code	P27-29
Terms and Conditions	P30
Guide book (Korean Ver.)	P31-45

Contact Information

HELP
DESK
BeBorn



092-735-8886

- Request for Rental Extension or Other Inquiries ●

Please tell them "Budget Rent a Car", your departure branch,
the branch's phone number, and your vehicle's number.

- For Any Accident, Break Down, or Roadside Service ●

Please tell them "Budget Rent a Car", ACCIDENT SUPPORT LINE 0120-054-550,
and your vehicle's number.

* If you are using a foreign phone, please call +81-92-735-8886. (country code 81)

Budget Rent a Car Website

Website



Store Information

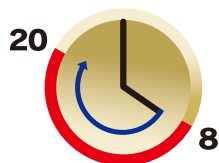


Traffic Rules Movie



Please return this guidebook to staff at the store when you return your car.
We'll be waiting for your safe return.
Drive safe and enjoy your trip.

1 Business Hours



Business Hours
8:00~20:00

* In case you will be late for your return, please contact us ahead of time to reschedule.

Any accident that occurs beyond your rental period will not be covered by your insurance plan

* Business hours may be different depending on the location.
Before you depart, please check the opening hours of the location you intend to return the vehicle to.

3 Guide to Budget Rent-a-Car Rental Compensation

	Pedestrian injury	Property damage	Vehicle damage
	Unlimited /per person <small>(Compulsory Automobile Liability Insurance includes ¥30 million)</small>	Unlimited /per person ¥50,000 will be paid for exclusion of liability <small>(Excludes some locations.)</small>	Up to the actual value /per accident ¥50,000 will be paid for exclusion of liability <small>* However, the insurance for WA and WC class vehicle is ¥100,000.</small>
CDW Course	¥0	Maximum ¥50,000	Maximum ¥100,000
SUPER CDW Course ¥1,300/24hrs	¥0	¥0	¥0
* However, for WA and WC class vehicle is ¥2,300/24hrs			
Recommended! Safety Pack Course ¥2,000/24hrs	¥0	¥0	¥0

4

Cases where Safety Pack course covers

● Puncture repair	¥1,500/ per tire
● Tire change	¥9,000 to ¥18,000 (depend on the car class)
● Lost or broken wheel cap	¥5,000 to ¥7,000
● Any damage caused by your vehicle's tire chain(winter)	NOC¥20,000[Untaxable]
● Lost or damaged fitments on your vehicle	The actual cost
● Dead battery	¥5,000
● Non Operation Charge (NOC)	¥20,000 or ¥50,000 [Untaxable]

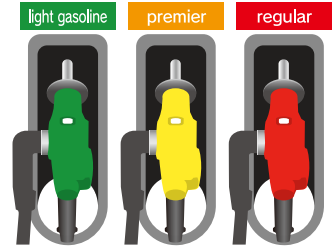
* TAX not included

2 Return with a Fully-loaded fuel tank

* When you rent a car, the fuel tank is full, so please return it with a full tank. Please be sure to fill up with the right type of fuel.

* If you did not refuel at a gas station within 5km of your drop off location/
If you refuel more than one hour before returning the car/
If you can't provide the receipt from the gas station you last refueled at/
If you indicate the fuel quantity, or stop fueling at a certain price

In those cases above, whether or not your fuel tank is full, we will request you to fill up your vehicle again.



Any insurance does not cover for misfueling.
Please make sure to use the right type of fuel for your vehicle.

Budget®
バジェット・レンタカー

Injuries of persons
aboard rented vehicle

**Up to
¥30,000,000
/per person**

(It covers any injury from
accidents (including
decease and aftereffect)
regardless of who is at
fault.)

**Non
Operation
Charge
(NOC)**

If your car needs repairing or
cleaning due to any accident,
theft, vehicle trouble, stain that
our company is not responsible
for, regardless of the degree of
damage, we will charge you as
part of business compensation
for the repairing or cleaning
period, in which the car can't
operate. If you smoke in the car
the same thing may apply.

**The amount
you have
to pay when
an accident
occurs**

**Other
charges**

¥0

If vehicle is returned
¥20,000
If vehicle is not returned
¥50,000

**Maximum
¥200,000**

The Actual Cost

¥0

If vehicle is returned
¥20,000
If vehicle is not returned
¥50,000

**Maximum
¥50,000**

The Actual Cost

¥0

¥0

¥0

¥0

**Cases where
any courses
do not cover**

- Any damage that exceeds the amount covered by your insurance plan
- Any accident not reported to the police and Budget
- Any accident that was caused by an unauthorized driver
- Any accident that has occurred beyond the rental term
- Any accident caused by a driver without a license
- Any accident caused by a driver under the influence of alcohol, drugs and illegal substances.
- Any case that was sent to court without Budget's agreement
- Any accident that has occurred in violation of Budget's rental agreement
- Any accident that violates Budget's insurance conditions
- Smoking in a non-smoking car, stains and any unpleasant smell caused by animals, food, beverages, etc. NOC ¥20,000 [Untaxable]
- Vehicle theft while the key is left inside The actual cost
- Using charged options of Roadside Assistance. The actual cost
- Towing service about ¥10,000/10km (* Roadside service covers up to ¥100,000)
- Misfueling NOC ¥50,000 [Untaxable]

* TAX not included

⑤ Driving Rules in Japan

The driving rules in Japan might be a little bit different from your country one. Check the difference!



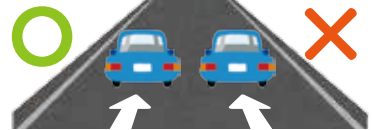
Driving on the Left side

Vehicles must stay on the left side of the road. If there is a center line, drive left of the line.



Keep Left

Drivers should keep left even if the road has no lane markings, except when overtaking another vehicle or other unavoidable circumstances.



Every Passenger must Fasten Seatbelts

Every passenger must fasten seatbelts, not only the driver, but the front and rear passengers as well.



Do not use your mobile phone or GPS while driving.

It is illegal for drivers to use their mobile phones or GPS devices while driving. A fine of JPY 9,000 will apply.



Illegal parking and stopping

Illegal parking and stopping is dangerous to other vehicles. You will be fined, if you are parking or stopping on a road with "No parking" traffic signs. (See the next page.)



Drive Under the legal speed limit

Many drivers tend to go over the legal speed limit. But this is very risky in Japan. Your speed can be checked and monitored in many places, even in mountains. You will be fined based on how much you go over the speed limit: over 5km/h (JPY 9,000), over 15km/h (JPY 12,000), over 25km/h (JPY 18,000), and over 30km/h (JPY 80,000). Check the legal speed limit on the traffic signs and don't follow those risky drivers!



Child Seat Obligation

You must use a child seat with children under the age of 6. If you neglect this obligation, we can't provide a car for children's safety.



Do Not Drink and Drive!

In Japan, if even a small amount of alcohol is detected, every passenger in the car (not only the driver) will be punished. If you are driving, stop drinking 12 hours before you drive. Even though more than 12 hours passed, if you are still under the influence of alcohol, you must not drive.



Anytime Pedestrians have Priority

Whether you are turning right or left, pedestrians have priority. Please be careful not to hit them when making a turn. Even when a person suddenly runs out into the road, in case of an accident, you'll be at fault. Please pay attention to pedestrians behind or between parked cars.



Traffic Signs and Their Meanings



Stop



One-way Traffic

Fine: ¥7,000



No Entry
(One-way exit)



No parking
traffic sign
Fine: ¥15,000



No parking
or stopping
Fine: ¥18,000

 Maximum Speed	 Minimum Speed	 Slow Down	 Road Closed
 Road Closed to Vehicles	 No U-turn	 No driving to the right for overtaking	 Railroad Crossing Ahead
 Stop Line	 Center Line	 Pedestrians Only	 Animals Jumping out Ahead
 Only The Designed Directions Permitted			

Type of Traffic Lights and the Meanings

 Go	 Do not Start	 Stop
 *Flashing Yellow Light Go with Attention	 *Flashing Red Light Stop and Attention, then Go	 * Green Arrow Go Only the Direction the Arrow Shows
		 * Yellow Arrow Only for Trams Cars must stop

⑥ ACCIDENT PRECAUTIONS

Here is the order of the most common causes of accidents among our customers. Being aware of these situations will significantly reduce your risk. Please go through the list before driving.

No.1 Accidents in a parking lot!

Many accidents happen in a parking lot, where numerous cars, people, and pillars compete for the limited space. Also, parking lots are often small with limited lighting.

If you have to park the vehicle into a tight space, don't hesitate to have someone guide you outside.



No.2 Rear-Ending!

A car cannot stop immediately.

If you hit the brake at 40km/h, the car travels 10m before stopping.

Slippery roads or bad weather can extend this up to 110m!

Your driving experience in your home country will not necessarily be reflected here.

Keep an Enough Distance between you and the Vehicle Ahead!



No.3 Be careful with the door!

A small error and a minor damage can waste your precious vacation time!

Calling the police, on-site investigation, negotiation, and paperwork... (Can take up to half day)

Look around for people or objects before opening the door!



No.4 Ignoring the stop sign!

Don't miss the stop line at an intersection. Some drivers ignore this and continue forward. This can cause a major accident or injury.

Stop when you see the stop sign "止まれ"!



No.5 Overlooking the traffic signal!

Inside the city, traffic signals are often confusing. You may not know which of the multiple signals you need to follow. Running a red light or failing to check the traffic signal can lead to a major accident.

When confused stop and watch what other driver are doing!



Getting into an accident will ruin your vacation or even your health.

**Park carefully, drive at a safe speed and slow down at a curve.
This will spare you from many accidents.**

We at Budget Rent-a-Car wish you a safe and wonderful memories ♪

If any car accident or trouble occurs, please follow these instructions.



Call the following numbers:

* We do not allow you to negotiate with the other party.

* Your insurance plan will not cover any accident if not reported to the police.

Interpreter Help Desk BeBorn

HELP
DESK
BeBorn



092-735-8886

For Any Accident, Break Down, or Roadside Service

Please tell them **"Budget Rent a Car", ACCIDENT SUPPORT LINE 0120-054-550, and your vehicle's number.**

The help desk will connect you to a 3-way call:
You⇌BeBorn⇌ACCIDENT SUPPORT LINE

Request for Rental Extension or Other Inquiries

Please tell them **"Budget Rent a Car", your departure branch, the branch's phone number, and your vehicle's number.**

The help desk will connect you to a 3-way call:
You⇌BeBorn⇌Budget Rent a Car

* If you are calling from overseas, please call +81-92-735-8886. (country code 81)

* Please contact through one of BeBorn's interpreters.

* Please make phone calls at your own expense.

* If an accident occurs during your rental, you need to complete an accident report and other process when you return. Please provide the details in an accident report, and come back to the store with the report at least 30 minutes before your scheduled return time.

Roadside Service

24HOURS 365DAYS RECEPTION



**unlock
the car**
Unlocking
is free



**towing
service**
Until 100km
(¥100,000) is free



**spare tire
change**
Changing
the tire is free



**charge
the battery**
Charging
the battery is free

7 As Parking your vehicle, Please park it at public/private parking lot

Public Places

When you park your vehicle at public places, such as roads, this is an illegal parking. If you are caught for this, you ought to pay the fine of ¥10,000~18,000. Further, the vehicle may be towed away. Its fee is also paid by you.

Private Properties

In Japan, flats and shops have parking spaces in front of roads, such as around their entrances and on the ground level. Also, residential areas have some parking spaces.

These parking spaces are for the residents of the flats and houses and customers for shops. When you park your vehicle in such parking spaces, this is a parking without permission. In this case, the vehicle may be towed away and you ought to pay its fee. Moreover, you will be entitled to pay the penalty.

Using a parking space of a convenience store or super market, you are interrupting their business as well as violating parking regulations. Therefore, more expensive charges may apply.

In fact, in July 2017, we had a case where a customer was charged ¥90,000 for parking violation, so please be aware of the parking rules in Japan.

● These spaces are private properties. Please Do Not Park.



Apartment's Parking Lot



Monthly Parking Lot



“月極”(contracted) Parking Spaces in Coin Parking Lots



Convenience Store's Parking Lot (park only while you are in the store)

* When you park your vehicle, please park it at places below.

<Public Parking Lot> Example markers are below	<Toll Parking Lot> There is a letter 'P' always, like example markers below:
<div data-bbox="130 1458 308 1632" data-label="Image"> </div> <div data-bbox="363 1458 541 1632" data-label="Image"> </div> <div data-bbox="123 1642 315 1825" data-label="Text"> <p>This shows the parking belongs to the public facility. While you are in the facility, you can use the parking. However, during closed hours, you cannot move your car out from the parking.</p> </div> <div data-bbox="336 1642 562 1787" data-label="Text"> <p>On the roads with this sign, you can park in the space if you pre-pay toll fee. However, you will be punished if you park before or after their business hours written on the sign.</p> </div>	<div data-bbox="596 1487 795 1671" data-label="Image"> </div> <div data-bbox="809 1487 1001 1671" data-label="Image"> </div> <div data-bbox="1015 1487 1234 1671" data-label="Image"> </div> <div data-bbox="644 1690 1193 1806" data-label="Text"> <p>There are many types of parking lots in Japan, such as multi-story parking lot, locking plate parking lot and etc. The fees are different depends on a location and time, so make sure before you park.</p> </div>

PARKING CONSENT

To: IDEX AUTO JAPAN CO., LTD.

I agree to observe the followings as renting a vehicle (hereinafter called “rental vehicle”) from Budget Rent-A-Car (hereinafter called “BRAC”), operated by Idex Auto Japan.

1. In the accordance with Road Act and any and all related laws and regulations and customs in Japan, I stop and/or park the rental vehicle at appropriate places such as public and/or private parking lots.
2. In the case that I am directed to stop and/or park the rental vehicle at appropriate places by the police and/or the third persons, I comply with it immediately and faithfully.
3. In the case that the parking citation is issued to me by the police due to illegal stopping and/or parking of the rental vehicle; (1) I contact the police and BRAC immediately; (2) I follow any and all related laws and regulations and instructions provided by the police and BRAC; and (3) I act in good order such as appearing at the police station, paying the fine of illegal parking, tow-away fee and any other related fees
4. In the case that any expenditure is accrued to the third persons due to illegal stopping and/or parking of the rental vehicle, I reimburse all the expenditure to the third persons in accordance with instructions provided by BRAC.
The expenditure includes but not limited to the parking fees which the third persons stop and/or park their vehicles at public and/or private parking lots because their vehicles cannot stop and/or park at their properties, tow-away fee to remove the rental vehicle and any penalties set at the properties.
5. In the case that BRAC has to be involved in the negotiations with the police and/or the third persons on behalf of me, I pay BRAC the amount set in 4. for the police and/or the third persons and ¥25,000 set in 4 as service charge for BRAC. BRAC promises to pay the amount I pay and/or reimburse to the police and/or the third persons.
6. In the case that I have to change my original schedule as returning the rental vehicle to BRAC because of taking time to pay and/or reimburse the amount set in 4. or 5., I agree that BRAC does not have any responsibilities to it at all.

What should I do if I violate a parking regulation



If you violate any parking regulation, you will receive a ticket (see sample on the left-hand side).

If you find a ticket tucked under your vehicle's windshield, please visit the police station specified on the ticket.

Show the ticket to the police to receive a penalty slip. You can pay the penalty at a bank or post office. You may not depart from Japan without settling all pending violations.

If you are caught parking illegally or without permission, you will have to pay a penalty and a towing fee (if your vehicle is towed). The total amount can go as high as JPY 50,000. Furthermore, you can spend half a day settling the penalty. To avoid the hassle, please drive in accordance with Japanese laws and customs.



Does every driver need to visit Budget?



Yes, we need to check each driver's international driver's license and passport. If you plan to let another person drive the rented vehicle, please come to Budget with the person beforehand.

* Your insurance plan will not cover any damage and injury caused by an unauthorized driver.



Can I refuel at Budget?



We can only calculate the fuel fee based on your running distance, if you had not refueled at all throughout your rental period. However, the calculation will be approximate, so it will cost much more money, and it'll also take time. Some cases we can't even calculate. So, we strongly recommend you refuel full tank before you return, and you can save your time and money.



What if I need to extend?



To extend your rental, please contact the departure branch via HELP DESK. We'll check car's availability and fee. If you plan to extend for more than 48 hours, we will need a new contract, so please visit Budget beforehand.

* Depending on the situation, the extension may not be accepted.



There are many lanes at expressway entrances.



When you use ETC card, enter "ETC専用" or "ETC・一般" lane in under 20km/h. When you pay in cash or by credit card, enter "一般" or "ETC・一般" lane and get a ticket at the entrance.

At the exit, give the ticket to the staff so they can charge.

* Some locations only accept cash.

* You can drive Urban Expressway with ETC card.



Cash Only



Cash or ETC




ETC Only



How do I refuel at self-service gas stations?



1. Stop your vehicle alongside the petrol pump. Keep in mind which side your fuel tank is on.
2. The fee should be paid beforehand. Cash or credit cards may be used.
3. Select the gasoline type by pushing the button for: premier "ハイオク" (yellow nozzle), regular "レギュラー" (red) or light gasoline "軽油" (green). To select the amount, choose between 10L, 20L, ...50L. Or select 1,000 yen, 2,000 yen ... 5,000 yen. If you want a full tank, select "満タン".



4. Open your petrol tank, pick up the nozzle for the gasoline you have selected, insert the nozzle into your tank firmly. Pull the lever to start refueling. When it is finished, it will stop automatically.
5. Return the nozzle, and close the fuel tank firmly. Confirm the amount of gasoline and the price on the display. Don't forget to pick up your change when you pay in cash. A receipt is printed out automatically for both cash and credit cards payments.

* Please return your car with a full tank of gas, and keep the receipt from the gas station you last refueled at.

* Nozzle's color may be different at full service stations.



What should I do if my vehicle breaks down?

Contact ACCIDENT SUPPORT LINE **0120-054-550** via HELP DESK **092-735-8886**, and ask for roadside services.



**unlock
the car**
Unlocking
is free



**towing
service**
Until 100km
(¥100,000) is free



**spare tire
change**
Changing
the tire is free



**charge
the battery**
Charging
the battery is free



What should I do if an accident occurs?

1. First, move your car to a safe place. (If anybody is injured, keep them in a safe place.)
2. If someone is injured, dial **119** to call for an ambulance.
3. Call police, and complete a police report and all other necessary process.
 - * You will not receive the report, as it'll be issued later.
4. Finally, call HELP DESK **092-735-888**, and describe the accident in detail.



Attention

- * The towing service usually takes about 2 hours to get to your vehicle. Please stay around your vehicle until the towing service arrives. (Depending on the situation, such as typhoon, snow, etc, the service may take more time.) (The tow truck will not take you anywhere, so please take the train or bus, or call for taxi.)
- * In case the vehicle no longer works because of the accident, the contract will be terminated and a replacement vehicle will not be served.
- * Please visit Budget to report the accident.



If I need to go to the hospital due to an accident, what do I need to do?

If you need to go to the hospital, please contact Budget to inform us of the accident. There is a Contact Form in Budget website.

Tell us "your name", "contact details" and "contract number or insurance details" from the contact form.

Then, we will contact the insurance company. The insurance company will then contact you. Please follow their instructions.

- * Some cases may not be covered by your insurance plan.



I am worried about driving a Japanese car...

Driving a right handle car may sound a bit challenging to left handle car drivers.

The big difference is the position of the turn signal and wiper switch. The turn signal switch is on the right side, and the wiper switch is on the left, so please make sure them before start diving.

Wiper Switch (Left)

Up: Once

Down: Continuous

Pull: Wiper Fluid



Turn Signal Switch (Right)

Up: Left Turn

Down: Right Turn

Turn the tip of the lever: Light

Pull or Push: High Beam Light

You may find a different type of parking brake with a different car. (Stick lever, Center lever or Pedal) Please be sure to check the position of the parking brake, and release it before driving.

If the brake is on, you'll see this sign (⚠) on the display.

There are generally 2 different types of engine starters. One can get started by turning the key with the brake on, and the other can get started by pushing the button on the key with the brake on. Please be informed that the gear shift lever must be in "P" position to start either type.

If you still can't start the engine, there could be an issue with the battery or some other parts. In that case please contact ACCIDENT SUPPORT LINE through HELP DESK



GPS is giving wrong directions.

Due to road changes, construction, natural disasters and so on, GPS can go wrong sometimes.

We replace our GPS units in every 3 years, but due to some causes such as road changes or bad connection with satellite, GPS could give you wrong directions. If satellite connection is the issue, please try to search again.

Please be advised that the GPS accuracy is not perfect, so use the information as a reference. You may want to use your smart phone to check directions, but please stop your car when you use it. Mobile phone use while driving is prohibited by law. We've actually had car accidents caused by smartphone use, so please be aware of it.



I can't find a spare tire.

Recently Japanese cars have a flat tire repair kit instead of a spare tire.

First, remove the valve stem cap, and shake the bottle of the repair liquid, and then pour liquids into the tire. Second, connect the hose of the inflator with the valve stem, and plug inflator into the cigarette lighter socket. Finally, you can pump the tire.

After you pump the tire to normal pressure (or when you hear the beep sound), drive 10 minutes for the repair liquids to go through.

However, if you damage the side of the tire, you won't be able to repair with the kit. In that case, you need to buy a tire from a gas station nearby, or call roadside service.

KYUSHU MAP CODE



観光名所 Spot name	類別 Category	Map code	電話番号 Phone number
福岡 FUKUOKA			
<太宰府天満宮>Dazaifu tenmangu	神社 shrine	55 364 071	092-922-8225
<マリノアシティ>Marinoa city	ショッピングモール shopping mall	13 338 205	092-892-8700
<イオンモール福岡>Aeon mall Fukuoka	ショッピングモール shopping mall	13 357 297	092-938-4700
<キャナルシティ>Canal city	ショッピングモール shopping mall	13 319 379	092-282-2525
<九州鉄道記念博物館>Kyushu rail way museum	博物館 museum	16 685 831	093-322-1006
<マリンワールド うみのなかみち>Marine world	水族館 aquarium	13 583 057	092-603-0400
<福岡タワー>Fukuoka tower	ランドマーク landmark	13 312 733	092-823-0234
<福岡市博物館>Fukuoka museum	博物館 museum	13 312 349*05	092-845-5011
<門司港レトロ>Mojiko retro	レトロタウン retro town	16 715 509	093-331-3103
<小倉城>Kokura castle	城 castle	16 465 785	093-561-1210
<福岡三越>Fukuoka Mitsukoshi	百貨店 department	13 318 189	092-724-3111
<かしいかえん>Kashikaen	遊園地 amusement park	13 592 820	092-681-1602
<福岡市動植物園>Fukuoka Zoo and botanical garden	動植物園 zoo and botanical garden	13 257 244*30	092-531-1968
<久留米成田山>Kurume naritasan	寺 temple	37 409 705	0942-21-7500

KYUSHU MAP CODE

観光名所 Spot name	類別 Category	Map code	電話番号 Phone number
熊本 KUMAMOTO			
<天草海鮮蔵>Amakusa-kaisen-kura	イルカ ウォッチ Dolphin watching	254 755 461	0969-52-7707
<阿蘇ファームランド>Aso Farm land	公園&ホテル park & hotel	256 511 333*64	0967-67-0001
<藍のあまくさ村>Ai-no-AMAKUSA-MURA	市場 whole sale market	677 037 224	0964-56-5151
<青井阿蘇神社>Aoi-ASO Shrine	神社 shrine	195 765 198	0966-22-2274
<黒亭ラーメン>KOKUTEI(ramen)	レストラン restaurant	29 398 818	096-352-1648
<阿蘇山ロープウェー>Mt. ASO Ropuwei	ロープウェー ropeway	256 459 157	0967-34-0411
<熊本城>KUMAMOTO Castle	城 castle	29 489 299	096-352-5900
<黒川温泉>KUROKAWA onsen	温泉 hot spring	440 542 764	0967-44-0076
<幣立神宮>HEITATE Shrine	神社 shrine	330 631 854	0967-83-0159
<菅乃屋>SUGANOYA	郷土料理 local cuisine(horsemeat)	29 490 074	096-355-3558
<阿蘇カントリードミニオン>ASO cuddly Dominion	レジャー leisure	256 638 279	0967-34-2020
<草千里レストハウス>KUSASENRI resthouse	レストラン restaurant	256 456 797	0967-34-0828
<大観峰>DAIKANBOU	天文台 observatory	256 878 069	0967-22-3111
<三井グリーンランド>MITSUI green land	遊園地 amusement park	69 251 003	0968-66-1112
KATSURETSU Tei	食堂 gourmet	28 555 564	096-322-8771
大分 OITA			
<九重「夢」大吊橋>KOKONOE"YUME" Big suspension bridge	橋 Bridge	269 012 405*28	0973-73-3800
<由布院温泉>Yufuin hot-springs	温泉 Hot springs	269 359 495*61	-
<アフリカンサファリ> African Safari	動物園 Zoo	46 664 168*77	0978-48-2331
<別府温泉>Beppu onsen	温泉 Hot springs	46 406 186*51	0978-24-2828
<別府地獄めぐり>Beppu-jigoku meguri	自然温泉 Natural hot springs	46 521 439*53	0977-66-1577
<ハーモニーランド>Harmony Land	遊園地 amusement park	46 830 656*25	0977-73-1111
<九州自動車歴史館>Kyushu automobile museum	自動車博物館 museum	269 359 574*60	0977-84-3909
<城島高原パーク>Kijima kogen park	遊園地 amusement park	46 336 465*13	0977-22-1165
<マルク・シャガール金鱗湖美術館>Marc Chagall Kinrinko Art museum	美術館 Art museum	269 359 616*81	0977-28-8500
<別府タワー>Beppu tower	ランドマーク landmark	46 406 360*58	0977-21-3939
<甘味茶屋>AmamiJaya	お菓子とランチ sweets & lunch	46 493 800*12	0977-67-6024
<町田バーネット牧場>Machida Barnet farm	牧場 pasture	269 008 145*61	0973-78-9446
<湯の坪街道>Yunotubo street	記念品街 souvenir street	269 358 499*07	-
<ピースピーク>B-speak	ケーキ&スイーツ cake & sweets	269 358 402 *05	0977-28-2166
<大分マリーンパレス水族館うみたまご>Umitamago	水族館 aquarium	46 319 586*18	097-534-1010
長崎 NAGASAKI			
<ハウステンボス>HUIS TEN BOSCH	遊園地 amusement park	307 289 891	057-006-4110
<長崎原爆資料館>Nagasaki Peace & Atomic bomb museum	博物館 museum	262 089 270	095-844-1231
<九十九島パールシーリゾート>Kujukushima pearl sea resort	水族館 aquarium	307 546 862	095-628-4187
<森きらら>Kujukushima botanical garden	植物園 botanical garden	307 518 660	095-628-0011
<雲仙地獄>Unzen jigoku	温泉 spa	173 556 412	095-773-3434
<長崎ペンギン水族館>Nagasaki penguin Aquarium	水族館 aquarium	44 308 536	095-838-3131
<稲佐山>Inasayama	山 mountain	443 882 816	095-861-7742
<軍艦島クルーズ>Gunkanjima Cruise	巡航 cruise	443 884 205*44	095-827-2470
<大浦天主堂>Oura Church	教会 church	443 824 620*42	095-823-2628
<夢彩都>Yume-saito	ショッピングモール shopping mall	443 884 140	095-823-3131
<アミュプラザ長崎>Amu Plaza Nagasaki	ショッピングモール shopping mall	443 884 713	095-808-2500
<メガネ橋>Megane Bridge	橋 bridge	44 270 293	095-829-1162
<出島>Dejima	島 island	44 240 693	095-829-1194
<長崎出島ワーフ>Nagasaki Seafood market	食品市場 food market	443 854 802	095-811-1677
<文明堂>Bunmeido	カステラ castella	443 884 058	095-824-0002

KYUSHU MAP CODE

観光名所 Spot name	類別 Category	Map code	電話番号 Phone number
佐賀 SAGA			
＜鳥栖プレミアムアウトレット＞TOSU premium outlet	ショッピングモール shopping mall	37 856 350 *78	0942-87-7370
＜唐津城＞Karatsu Castle	城 castle	182 432 019*40	0955-72-5697
＜佐賀城＞Saga Castle	城 castle	87 291 047*11	0952-41-7550
＜佐賀宇宙科学博物館＞ Saga Space & Science Museum	宇宙科学博物館 museum	104 349 075*44	0954-20-1666
＜スクラム呼子＞Scrum Yobuko	市場 market	182 722 231*57	0955-82-0678
＜肥前夢街道＞Hizen Yume Kaido	テーマパーク theme park	104 044 097*78	0954-43-1990
＜唐津神社＞Karatsu Shrine	神社 shrine	182 401 798*72	0955-72-2264
＜波戸岬＞Hado Misaki	岬 cape	967 162 828*47	-
＜鳥栖ベリーフォレスト＞Tosu-berry forest	農場 farm	37 675 894*83	-
＜見滴りの滝＞Mikaeri-no-taki	滝 water-fall	182 110 722*61	-
＜JR武雄温泉駅＞Takeo-onsen-station	JR駅 station	104 408 121*23	0954-23-2009
＜マリンパル呼子＞Marine-pal Yobuko	遊覧船 cruise	182 722 166*86	0955-82-3001
＜佐賀平川屋＞Saga hirakawayaya	レストラン restaurant	104 043 579*20	0954-43-1241
＜佐賀牛レストラン 季楽＞Saga-Gyu Restaurant Kira	レストラン restaurant	87 321 890*25	0952-28-4132
＜吉野ヶ里遺跡＞Yoshinogari ruins	遺跡 ruins	37 542 394*77	0952-55-9333
宮崎 MIYAZAKI			
＜宮崎総合博物館＞ Miyazaki Pref. museum	博物館 museum	66381333*3	0985-24-2071
＜宮崎神宮＞ Miyazaki Shrine	神社 shrine	6638115311	0985-27-4004
Heiwadai Park	公園 park	6641018612	0985-35-3181
＜イオンモール宮崎＞ Miyazaki Aeon Mall	ショッピングモール shopping mall	66325214*5	0985-60-8000
＜ボタニックガーデン青島＞ Botanic garden Aoshima	植物園 botanic garden	843161769*7	0985-65-1042
＜青島神社＞ Aoshima Shrine	神社 shrine	843192098*4	0985-65-1262
＜サンメッセ日南＞ Sunmesse Nichinan	遊園地 amusement park	274565882*8	0987-29-1900
＜飫肥城歴史資料館＞ Obiijo history museum	歴史資料館 museum	274 432 853*27	0987-25-4533
＜高千穂神社＞ Takachiho Shrine	神社 shrine	330 741 315*41	0982-72-2413
＜高千穂牧場＞ Takachiho farm	牧場 farm	227 000 475*13	0986-33-2102
＜高千穂がまだせ市場＞ Takachiho Gamadase Market	市場 market	330 741 509*75	0982-72-5002
＜おのころ茶屋＞ Onokoro-Chaya	レストラン restaurant	330 711 703*45	0982-72-3931
＜高千穂峽＞ Takachiho gorge	渓谷 gorge	330 711 821*82	0982-73-1212
＜都井岬＞ Toi cape	岬 cape	724 100 470*26	0987-76-1546
＜天ヶ城公園＞ Amagajo park	公園 park	66 425 791*68	0985-82-2927
鹿児島 KAGOSHIMA			
＜アミュプラザ鹿児島＞ Amu Plaza kagoshima	ショッピングモール shopping mall	393 575 641*34	099-812-7700
＜かごしま近代文学館＞ Kagoshima kindai bungaku museum	文学館 museum	42 036 137*51	099-226-7771
＜道の駅 桜島＞ Sakura-jima	火山 island	42 012 274*52	099-245-2011
＜かごしま水族館＞ Kagoshima Aquarium	水族館 aquarium	42 038 091*54	099-226-2233
＜犬飼滝＞ Inukai taki	滝 water-fall	216 842 152*17	-
＜城山展望台＞ Shiroyama observatory	展望台 observatory	42 036 430*21	099-239-3284
＜維新ふるさと館＞ Museum of the Meiji Restoration	博物館 museum	393 576 660*65	099-239-7700
＜平川動物公園＞ Hirakawa Zoological Park	動物園 zoo	393 150 291*64	099-261-2326
＜一番街商店街振興組合＞ Kagoshima Ichibangai	商店街 shopping street	393 575 342*24	099-259-0177
＜ドルフィンポート＞ Dolphin port	ショッピングモール shopping mall	42 007 653*00	099-221-5777
＜照国神社＞ Terukuni shrine	神社 shrine	42 006 850*51	099-222-1820
＜天文館 むじゃき＞ Tenmonkan Mujiyaki	お菓子 sweets	42 006 269*37	099-222-6904
＜砂むし会館 砂楽＞ Sunamushi-kaikan Saraku	砂風呂 sand bath	285 228 135*28	0993-23-3900
＜池田湖＞ Ikeda lake	湖 lake	285 245 885*16	-
＜枕崎おさかなセンター＞ Makurazaki Osakana center	買い物&食事 shopping & eating	198 034 867*05	0993-73-2311

